

SEATING GUIDE FOR DINING TABLES

Our seating recommendations are based on a standard 24" wide seating space for each person at the low end of the suggested seating range. The higher end of the seating range would make for cozier seating to accomodate additional guests when needed, for example during holidays and larger gatherings. Please consider your chair size, leg placement, and the overhang of the table when selecting a table size.

FOR ROUND TABLE SEATING

Round tables will generally allow you more unobtrusive seating.

Table styles


TRESTLE WITH LEGS PEDESTAL



TRESTLE PEDESTAL



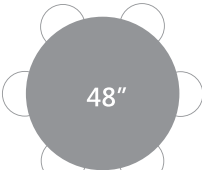
TURNED PEDESTAL



Suggested seating



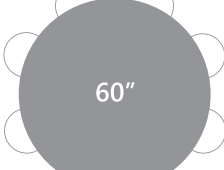
3-4 seats



4-6 seats



5-7 seats



6-8 seats



7-9 seats



8-10 seats

FOR RECTANGULAR TABLE SEATING

If your goal is to achieve complete unobtrusive seating, we recommend a table with 4 legs. In general ANY trestle style table or double metal legged table is designed to place a chair in front of the legs along the sides. The person sitting in front of that leg will have to place their legs on each side of the leg. In most cases, the leg is only +/-3 inches and is generally not considered a nuisance. Along the sides, the overhang from the legs on a trestle, planked trestle, or double legged metal base table is 6"-8" on each side. We can sometimes adjust this side overhang and make it large or smaller, just contact us before ordering. The standard overhang on the ends is 12". This can sometimes be adjusted as well, again just contact us before ordering.

Table styles

DOUBLE LEGGED METAL BASE



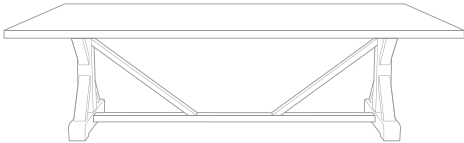
PLANKED TRESTLE



FOUR LEGS



TRESTLE



Suggested seating



4-6 seats



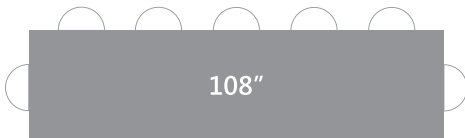
6-8 seats



8-10 seats



8-10 seats



10-12 seats



12-14 seats